




**QINGDAO KINGDAFLEX INDUSTRIAL CO., LTD**

**MAKING THE TRANSMISSION MORE POWERFUL**



# About Us

Kingdaflex Industrial is a professional manufacturer & exporter of hydraulic hose in China. We have been in the hydraulic hose industry for over 15 years. Since the establishment, we have controlled and inspected raw materials strictly to ensure quality.








Meanwhile, we are continuing to refine our manufacturing and processing systems to achieve customers' requirements all the time.

With stable quality, timely delivery, and competitive prices, our products are widely used in construction machinery and equipment, coal mining, and the power transmission industry in more than 30 countries.



We sincerely welcome friends from all over the world to visit us and cooperate with us!



# HYDRAULIC HOSE

Normal Standard		Page
SAE 100R1AT / EN853 1SN		5
SAE 100R2AT / EN853 2SN		6
EN857 1SC		7
EN857 2SC		8
SAE 100R16		9
SAE 100R17		10
PRESSURE WASHER JET HOSE		11
SAE 100R5		12
SAE 100R14 / TEFLON HOSE		13
SAE 100R3		14
SAE 100R6		15
SAE 100R4		16
SAE 100R7		17
SAE 100R8		18
EN856 4SP		19
EN856 4SH		20
SAE 100R9		21
SAE 100R12		22
SAE 100R13		23
SAE 100R15		24

# HOSE PROTECTION

Normal Standard		Page
PLASTIC SPRIAL GUARD		25
FIRE SLEEVE		28

## SAE 100R1AT/DIN EN853 1SN



**Tube:** Oil resistant synthetic rubber

**Reinforcement:** One high tensile steel wire braid

**Cover:** Oil and weather resistant synthetic rubber

**Temperature:** -40°C to +100°C

**Application:** Petroleum-based hydraulic fluid, gasoline, water, diesel fuels, lubricating oils, glycol, mineral oils, and more.

DN	Size		SAE	Inside Ø mm		Braid Ø mm		Outside Ø mm	Working Pressure		Burst Pressure		Bend Radius	Weight	Length
	Inch	mm		Dash	Min	Max	Min		Max	Max	Bar	Psi			
5	3/16"	5	-03	4.6	5.4	9.0	10.0	12.5	250	3625	1000	14500	90	0.19	50/100
6	1/4"	6.3	-04	6.2	7.0	10.6	11.1	14.1	225	3260	900	13050	100	0.21	50/100
8	5/16"	8	-05	7.7	8.5	12.1	12.7	15.7	215	3120	850	12325	115	0.24	50/100
10	3/8"	10	-06	9.3	10.1	14.5	15.1	18.1	180	2610	720	10440	130	0.33	50/100
13	1/2"	12.5	-08	12.3	13.5	17.5	18.3	21.4	160	2320	640	9280	180	0.41	50/100
16	5/8"	16	-10	15.5	16.7	20.6	21.4	24.5	130	1885	520	7540	200	0.45	50/100
19	3/4"	19	-12	18.6	19.8	24.6	25.4	28.5	105	1520	420	6090	240	0.58	50/100
25	1"	25	-16	25.0	26.4	32.5	33.3	36.6	88	1280	350	5075	300	0.88	50/100
32	1 1/4"	31.5	-20	31.4	33.0	39.3	40.5	44.8	63	910	250	3625	420	1.23	20/40
38	1 1/2"	38	-24	37.7	39.3	45.6	46.8	52.1	50	725	200	2900	500	1.51	20/40
51	2"	51	-32	50.4	52.0	58.7	60.2	65.5	40	580	160	2320	630	1.97	20/40

## SAE 100R2AT/DIN EN853 2SN



**Tube:** Oil resistant synthetic rubber

**Reinforcement:** Two high tensile steel wire braids

**Cover:** Oil and weather resistant synthetic rubber

**Temperature:** -40°C to +100°C

**Application:** Petroleum-based hydraulic fluid, gasoline, water, diesel fuels, lubricating oils, glycol, mineral oils, and more.

DN	Size		SAE Dash	Inside Ø mm		Braid Ø mm		Outside Ø mm	Working Pressure		Burst Pressure		Bend Radius mm	Weight Kg/m	Length m
	Inch	mm		Min	Max	Min	Max		Bar	Psi	Bar	Psi			
5	3/16"	5	-03	4.6	5.4	10.6	11.6	14.1	414	6020	1650	23295	90	0.32	50/100
6	1/4"	6.3	-04	6.2	7.0	12.1	13.3	15.7	400	5800	1600	23200	100	0.36	50/100
8	5/16"	8	-05	7.7	8.5	13.7	14.9	17.3	360	5075	1400	20300	115	0.45	50/100
10	3/8"	10	-06	9.3	10.1	16.1	17.3	19.7	331	4785	1320	19140	130	0.54	50/100
13	1/2"	12.5	-08	12.3	13.5	19.0	20.6	23.0	276	3990	1100	15950	180	0.68	50/100
16	5/8"	16	-10	15.5	16.7	22.2	23.8	26.2	250	3625	1000	14500	200	0.80	50/100
19	3/4"	19	-12	18.6	19.8	26.2	27.8	30.1	215	3120	850	12325	240	0.94	50/100
25	1"	25	-16	25.0	26.4	34.1	35.7	39.9	165	2390	650	9425	300	1.35	50
32	1 1/4"	31.5	-18	31.4	33.0	43.3	45.7	49.5	125	1810	500	7250	420	2.15	20/40
38	1 1/2"	38	-20	37.7	39.3	49.6	52.0	55.9	90	1305	360	5220	500	2.65	20/40
51	2"	51	-22	50.4	52.0	62.3	64.7	68.6	80	1160	320	4640	630	3.50	20/40



## EN857 1SC



**Tube:** Oil resistant synthetic rubber

**Reinforcement:** One high tensile steel wire braids

**Cover:** Oil and weather resistant synthetic rubber

**Temperature:** -40°C to +100°C

**Application:** Be suitable to carry hydraulic fluids, such as glycol, mineral oils, emulsion, hydrocarbons, etc.

DN	Size		SAE Dash	Inside Ø mm		Outside Ø mm	Working Pressure		Burst Pressure		Bend Radius	Weight	Length
	Inch	mm		Min	Max		Bar	Psi	Bar	Psi			
6	1/4	6.4	-04	6.1	6.9	13.5	300	4350	1200	17400	75	0.14	50/100
8	5/16	7.9	-05	7.7	8.5	14.5	275	3980	1100	15950	80	0.20	50/100
10	3/8	9.5	-06	9.3	10.1	16.9	225	3263	900	13050	90	0.26	50/100
13	1/2	12.7	-08	12.3	13.5	20.4	200	2900	800	11600	127	0.35	50/100
16	5/8	15.9	-10	15.5	16.7	23.0	150	2175	600	8700	153	0.48	50/100
19	3/4	19.0	-12	18.6	19.8	26.7	150	2175	600	8700	180	0.60	50/100
25	1	25.4	-16	25.0	26.4	34.9	110	1595	450	6525	230	0.90	50

## EN857 2SC



**Tube:** Oil resistant synthetic rubber

**Reinforcement:** Two high tensile steel wire braids

**Cover:** Oil and weather resistant synthetic rubber

**Temperature:** -40°C to +100°C

**Application:** Be suitable to carry hydraulic fluids, such as glycol, mineral oils, emulsion, hydrocarbons, etc.

DN	Size		SAE	Inside Ø mm		Braid Ø mm		Outside Ø mm	Working Pressure		Burst Pressure		Bend Radius	Weight	Length
	Inch	mm		Dash	Min	Max	Min		Max	Max	Bar	Psi			
6	1/4	6.4	-04	6.1	6.9	10.6	11.7	14.2	450	6525	1800	26100	75	0.28	50/100
8	5/16	7.9	-05	7.7	8.5	12.1	13.3	16.0	400	5800	1600	23200	85	0.36	50/100
10	3/8	9.5	-06	9.3	10.1	14.4	15.6	18.3	375	5438	1500	21750	90	0.41	50/100
13	1/2	12.7	-08	12.3	13.5	17.5	19.1	21.5	310	4495	1240	17980	130	0.59	50/100
16	5/8	15.9	-10	15.5	16.7	20.5	22.3	24.7	300	4350	1200	17400	170	0.63	50/100
19	3/4	19.0	-12	18.6	19.8	24.6	26.4	28.6	287	4162	1150	16675	200	0.80	50/100
25	1	25.4	-16	25.0	26.4	32.5	34.3	36.6	225	3263	900	13050	250	1.17	50



## SAE 100R16



**Tube:** Oil resistant synthetic rubber

**Reinforcement:** two high tensile steel wire braid

**Cover:** Oil, abrasion and weather resistant synthetic rubber

**Temperature range:** -40 °C to +100 °C

DN	Size		SAE Dash	Inside Ø mm		Outside Ø mm	Working Pressure		Burst Pressure		Bend Radius	Weight	Length
	mm	Inch		Min	Max		Bar	Psi	Bar	Psi			
6	6.3	1/4	-04	6.2	7.0	14.5	400	5800	1600	23200	50	0.27	50/100
8	8	5/16	-05	7.7	8.5	15.7	350	5075	1400	20300	55	0.35	50/100
10	10	3/8	-06	9.3	10.1	18.8	330	4785	1320	19140	65	0.42	50/100
13	12.5	1/2	-08	12.3	13.5	22.0	275	3988	1100	15950	90	0.52	50/100
16	16	5/8	-10	15.5	16.7	25.4	250	3625	1000	14500	100	0.63	50/100
19	19	3/4	-12	18.6	19.8	29.0	215	3118	860	12470	120	0.81	50
25	25	1	-16	25.0	26.4	36.6	165	2393	660	9570	150	1.71	50

## SAE 100R17



**Tube:** Oil resistant synthetic rubber

**Reinforcement:** one high tensile steel wire braid

**Cover:** Oil, abrasion and weather resistant synthetic rubber

**Temperature range:** -40 °C to +100 °C

DN	Size		SAE	Inside Ø mm		Outside Ø mm	Working Pressure		Burst Pressure		Bend Radius	Weight	Length
	mm	Inch		Dash	Min		Max	Bar	Psi	Bar			
6	6.3	1/4	-04	6.2	7.0	13.2	210	3045	840	12180	50	0.18	50/100
8	8	5/16	-05	7.7	8.5	15.0	210	3045	840	12180	55	0.21	50/100
10	10	3/8	-06	9.3	10.1	17.0	210	3045	840	12180	65	0.28	50/100
13	12.5	1/2	-08	12.3	13.5	21.1	210	3045	840	12180	90	0.47	50/100
16	16	5/8	-10	15.5	16.7	25.9	210	3045	840	12180	100	0.80	50/100
19	19	3/4	-12	18.6	19.8	30.3	210	3045	840	12180	120	0.94	50
25	25	1	-16	25.0	26.4	38.6	210	3045	840	12180	150	1.35	50

## PRESSURE WASHER JET HOSE



**Tube:** Temperature resistant synthetic rubber

**Reinforcement:** One or two high tensile steel wire braid

**Cover:** Abrasion and weather resistant synthetic rubber

**Temperature range:** -40°C to +150°C

Product Name	Hose I.D.			Hose O.D.	Working Pressure		Burst Pressure		Min Bend Radius	Weight
	DN	mm	Inch	mm	Mpa	psi	Mpa	psi	mm	g/m
Jet Wash 1W	6	6.4	1/4"	12.7	25	3600	90	13050	100	0.220
Jet Wash 1W	8	7.9	5/16"	14.4	25	3600	85	12325	115	0.260
Jet Wash 1W	10	9.5	3/8"	16.5	25	3600	82	11890	130	0.335
Jet Wash 1W	12	12.7	1/2"	19.5	25	3600	70	10150	180	0.410
Jet Wash 2W	6	6.4	1/4"	14.3	40	5800	160	23200	100	0.380
Jet Wash 2W	8	7.9	5/16"	16.2	40	5800	140	20300	115	0.435
Jet Wash 2W	10	9.5	3/8"	18.3	40	5800	130	18850	130	0.550
Jet Wash 2W	12	12.7	1/2"	21.3	40	5800	120	17400	180	0.640

## SAE 100R5



**Tube:** Oil resistant synthetic rubber

**Reinforcement:** One braid of high tensile steel wire

**Cover:** Textile braid impregnated with oil resistant synthetic rubber compound

**Temperature:** -40°C to +100°C

**Application:** Petroleum-based hydraulic fluid, gasoline, water, diesel fuels, lubricating oils, glycol, mineral oils, and more.

DN	Size			Inside Ø mm		Outside Ø mm		Working Pressure		Burst Pressure		Bend Radius mm	Weight Kg/m	Length m
	mm	inch	Dash	Min	Max	Min	Max	Bar	Psi	Bar	Psi			
5	5	3/16	-4	4.8	5.5	12.7	13.7	210	3045	840	12180	75	0.24	50/100
6	6.3	1/4	-5	6.4	7.2	14.3	15.3	210	3045	840	12180	85	0.29	50/100
8	8	5/16	-6	7.9	8.7	16.7	17.6	157	2276	620	8990	100	0.36	50/100
11	11	13/32	-8	10.3	11.1	18.9	20.0	140	2030	560	8120	115	0.48	50/100
13	13	1/2	-10	12.7	13.7	22.8	24.0	122	1769	480	6960	140	0.55	50/100
16	16	5/8	-12	15.9	17.0	26.8	28.0	105	1522	420	6090	165	0.65	50/100
22	22	7/8	-16	22.2	23.3	30.6	32.2	56	812	220	3090	185	0.69	20/40
28	29	1 1/8	-20	28.6	29.8	37.3	38.9	43	623	170	2494	230	0.84	20/40
35	35	1 3/8	-24	34.9	36.1	43.7	45.2	35	507	140	2030	265	1.03	20/40
46	46	1 13/16	-32	46.0	47.2	55.2	57.6	24	348	96	1392	335	1.26	20/40
60	60	2 3/8	-40	60.3	61.9	71.8	74.2	24	348	96	1392	610	2.0	20/40
75	76	3	-78	76.2	77.8	89.3	91.7	14	203	56	812	840	3.0	20/40

## SAE 100R14 / TEFLON HOSE



**Tube:** This PTFE hose for high and low temperature used, anti-corrosive, non-stick.

**Cover:** SUS304 stainless steel braided, higher pressure resistance, all kinds of couplings can be available.

**Temperature:** constant use -50°C~+210°C , instant use-70°C~+260°C

**Application:** the hydraulic hose, pneumatic hose and steam hose of the industries of rubber, plastic, clothing, auto, engine bed, shipbuilding, electrical machinery, diesel alternate liquid, gas, and high corrosive medium compare to another hose, also have the longest life.

DN	Hose I.D		Dash Size	Hose O.D	Working Pressure		Burst Pressure		Minimum Bend Radius	Weight	Length
	inch	mm			dash	mm	bar	psi			
3	1/8	3.2	-02	6.2	275	3985	1100	15950	40	0.07	≥50
5	3/16	4.8	-03	7.7	190	2755	760	11020	55	0.08	≥50
6	1/4	6.4	-04	8.7	180	2610	720	10440	75	0.09	≥50
8	5/16	7.9	-05	10.8	175	2535	700	10150	100	0.13	≥50
10	3/8	9.5	-06	12.4	165	2390	660	9570	110	0.15	≥50
13	1/2	12.7	-08	15.9	120	1740	480	6960	140	0.21	≥50
16	5/8	15.9	-10	19.3	105	1520	420	6090	165	0.26	≥50
19	3/4	19.0	-12	22.3	86	1245	344	4985	200	0.32	≥30
25	1	25.4	-16	29.5	60	870	240	3480	300	0.45	≥20

## SAE 100R3



**Tube:** Oil resistant synthetic rubber

**Reinforcement:** Two fiber braids

**Cover:** Oil and weather resistant synthetic rubber

**Temperature:** -40°C to +100°C

**Application:** Petroleum-based hydraulic fluid, gasoline, water, lubricating oils, glycol, mineral oils, and more.

DN	Size		SAE Dash	Inside Ø mm		Outside Ø mm		Working Pressure		Burst Pressure		Bend Radius mm	Weight Kg/m	Length m
	mm	Inch		Min	Max	Min	Max	Bar	Psi	Bar	Psi			
5	5	3/16	-3	4.5	5.4	11.9	13.5	105	1520	420	6500	75	0.16	50/100
6	6.3	1/4	-4	6.1	7.0	13.5	15.1	87	1350	348	5300	75	0.19	50/100
8	8	5/16	-5	7.6	8.5	16.7	18.3	84	1300	336	5200	100	0.26	50/100
10	10	3/8	-6	9.2	10.1	18.3	19.8	78	1200	312	4840	100	0.28	50/100
13	13	1/2	-8	12.4	13.5	23.0	24.6	70	1080	280	4340	125	0.40	50/100
16	16	5/8	-10	15.6	16.7	26.2	27.8	61	945	244	3780	140	0.55	50/100
19	19	3/4	-12	18.7	19.8	31.0	32.5	52	800	208	3220	150	0.69	50/100
25	25	1	-16	25.1	26.2	36.9	39.3	39	600	156	2420	205	0.82	50



## SAE 100R6



**Tube:** Oil resistant synthetic rubber

**Reinforcement:** One fiber braid

**Cover:** Oil and weather resistant synthetic rubber

**Temperature:** -40°C to +100°C

**Application:** Petroleum-based hydraulic fluid, gasoline, water, lubricating oils, glycol, mineral oils, and more.

DN	Size		SAE Dash	Inside Ø mm		Outside Ø mm		Working Pressure		Burst Pressure		Bend Radius mm	Weight Kg/m	Length m
	mm	inch		Min	Max	Max	Bar	Psi	Bar	Psi				
5	5	3/16	-03	4.5	5.4	10.3	11.1	34	500	138	2000	50	0.11	50/100
6	6.3	1/4	-04	6.1	7.0	11.9	12.7	28	400	110	1600	65	0.15	50/100
8	8	5/16	-05	7.6	8.5	13.5	14.3	28	400	110	1600	75	0.16	50/100
10	10	3/8	-06	9.2	10.1	15.1	15.9	28	400	110	1600	75	0.18	50/100
13	12.5	1/2	-08	12.4	13.5	19.0	19.8	28	400	110	1600	100	0.26	50/100
16	16	5/8	-10	15.6	16.7	22.2	23.0	24	350	97	1400	125	0.29	50/100
19	19	3/4	-12	18.7	19.8	25.4	26.6	21	300	83	1200	150	0.40	50/100

## SAE 100R4



**Tube:** Oil resistant synthetic rubber

**Reinforcement:** High tensile cords and helix steel wire

**Cover:** Oil and weather resistant synthetic rubber

**Temperature:** -40°C to +100°C

**Application:** Petroleum-based hydraulic fluid, gasoline, water, diesel fuels, lubricating oils, glycol, mineral oils, and more.

DN	Size		SAE Dash	Inside Ø mm		Outside Ø mm	Working Pressure		Burst Pressure		Bend Radius	Weight	Length
	mm	Inch		Min	Max		Bar	Psi	Bar	Psi			
19	19	3/4	-12	18.2	19.8	34.9	21	305	84	1210	125	0.92	40
25	25	1	-16	24.6	26.2	41.3	17	250	70	1015	150	1.10	40
32	32	1 1/4	-20	30.6	33.0	50.8	14	200	56	810	200	1.30	40
38	38	1 1/2	-24	36.9	39.3	57.2	10.5	150	42	610	255	1.80	40
51	51	2	-32	49.2	52.4	69.9	7	100	28	410	300	2.23	40
63	63	2 1/2	-40	61.9	65.1	82.6	4	60	17	250	355	3.23	40
76	76	3	-48	74.6	77.8	95.3	4	60	16	230	460	4.25	40
89	89	3 1/2	-56	87.3	90.5	107.9	3	40	12.5	180	530	5.05	40
102	102	4	-64	100.0	103.2	120.7	2.5	40	10	145	610	5.60	40

## SAE 100R7



**Tube:** Oil-resistant synthetic thermoplastic core(Nylon)

**Reinforcement:** One braid of high tensile synthetic fiber

**Cover:** Abrasion-resistant polyurethane

**Temperature:** -40°C to +100°C

**Application:** Automobile,construction machinery,lathe,agriculture,

Machine, Mining, Spurting the oil paint, navigation & spaceflight, cooling, and another hydraulic control system.

DN	Size	SAE	Inside Ø mm		Outside Ø mm	Working Pressure	Burst Pressure	Bend Radius	Length
	mm		Dash	Inch	Min				
3	3	-2	1/8"	3.2	8.5	17.2	68.8	13	100
5	5	-3	3/16"	4.8	10.8	21.0	84.0	33	100
6	6	-4	1/4"	6.4	13.0	19.0	76.0	38	100
8	8	-5	5/16"	8.0	15.1	17.5	70.0	46	100
10	10	-6	3/8"	9.5	17.0	15.7	62.8	51	100
13	13	-8	1/2"	12.7	20.7	14.0	56.0	76	100
16	16	-10	5/8"	16.0	22.0	11.0	44.0	110	100
19	19	-12	3/4"	19.0	26.0	8.7	34.8	127	50
25	25	-16	1"	25.0	32.0	7.0	28.0	203	50

## SAE 100R8



**Tube:** Oil-resistant synthetic thermoplastic core(Nylon)

**Reinforcement:** Two braids of high tensile synthetic fiber

**Cover:** Abrasion-resistant polyurethane

**Temperature:** -40°C to +100°C

**Application:** Automobile, construction machinery, lathe, agriculture machine, mining, Spurting the oil paint, avigation & spaceflight, cooling, and another hydraulic control system.

DN	Size	SAE	Inside Ø mm		Outside Ø mm	Working Pressure	Burst Pressure	Bend Radius	Length
	mm		Dash	Inch	Min				
3	3	-2	1/8	3.2	9.5	35.0	140.0	30	100
5	5	-3	3/16	4.8	13.1	35.0	140.0	38	100
6	6	-4	1/4	6.4	15.9	35.0	140.0	51	100
8	8	-5	5/16	8.0	17.0	30.0	120.0	60	100
10	10	-6	3/8	9.5	19.0	28.0	112.0	64	100
13	13	-8	1/2	12.7	22.7	24.5	98.0	100	100
16	16	-10	5/8	16.0	25.0	19.2	76.8	140	100
19	19	-12	3/4	19.0	29.0	15.7	62.8	170	50
25	25	-16	1	25.0	34.0	14.0	56.0	230	50

# EN856 4SP



**Tube:** Oil resistant synthetic rubber

**Reinforcement:** Four high tensile steel wire spiral layers

**Cover:** Abrasion, ozone, and weather resistant synthetic rubber

**Temperature:** -40°C to +100°C

**Application:** Petroleum-based hydraulic fluid, gasoline, water, diesel fuels, lubricating oils, glycol, mineral oils, and more.

DN	Size		SAE Dash	Inside Ø mm		Outside Ø mm		Working Pressure		Burst Pressure		Bend Radius mm	Weight Kg/m	Length m
	mm	Inch		Min	Max	Min	Max	Bar	Psi	Bar	Psi			
10	10	3/8	-06	9.3	10.1	20.6	22.2	445	6450	180	26000	180	0.78	40
13	12.5	1/2	-08	12.3	13.5	23.8	25.4	415	6000	166	24000	230	0.89	40
16	16	5/8	-10	15.5	16.7	27.4	29.0	350	5000	140	20000	250	1.10	40
19	19	3/4	-12	18.6	19.8	31.4	33.0	350	5000	140	20000	300	1.59	40
25	25	1	-16	25.0	26.4	38.5	40.9	280	4000	112	16000	340	2.02	40
32	31.5	1 1/4	-20	31.4	33.0	49.2	52.4	210	3000	84	12000	460	3.32	40
38	38	1 1/2	-24	37.7	39.3	55.6	58.8	185	3650	74	10800	560	3.70	40
51	51	2	-32	50.4	52.0	68.2	71.4	165	2360	66	9600	660	5.47	40

## EN856 4SH



**Tube:** Oil resistant synthetic rubber

**Reinforcement:** Four high tensile steel wire spiral layers

**Cover:** Abrasion, ozone, and weather resistant synthetic rubber

**Temperature:** -40°C to +100°C

**Application:** Petroleum-based hydraulic fluid, gasoline, water, diesel fuels, lubricating oils, glycol, mineral oils, and more.

DN	Size		SAE Dash	Inside Ø mm		Outside Ø mm		Working Pressure		Burst Pressure		Bend Radius mm	Weight Kg/m	Length m
	mm	Inch		Min	Max	Max	Bar	Psi	Bar	Psi				
19	19	3/4	-12	18.6	19.8	31.4	33.0	420	6000	1680	24000	280	1.61	40
25	25	1	-16	25.0	26.4	37.5	39.9	380	5500	1520	22000	340	2.00	40
32	31.5	1 1/4	-20	31.0	33.0	43.9	47.1	325	4700	1300	18800	460	2.64	40
38	38	1 1/2	-24	37.7	39.3	51.9	55.1	290	4200	1160	16800	560	3.36	40
51	51	2	-32	50.4	52.0	66.5	69.7	250	3600	1000	14400	700	4.98	40



## SAE 100R9



**Tube:** Oil resistant synthetic rubber

**Reinforcement:** Four high tensile steel wire spiral layers

**Cover:** Abrasion, ozone, and weather resistant synthetic rubber

**Temperature:** -40°C to +100°C

**Application:** Petroleum-based hydraulic fluid, gasoline, water, diesel fuels, lubricating oils, glycol, mineral oils, and more.

DN	Size		SAE Dash	Inside Ø mm		Outside Ø mm		Working Pressure		Burst Pressure		Bend Radius mm	Weight Kg/m	Length m
	mm	inch		Min	Max	Max		Bar	Psi	Bar	Psi			
10	10	3/8	-06	9.3	10.1	20.6	21.1	315	4560	630	9135	125	0.70	40
13	12.5	1/2	-08	12.3	13.5	23.8	24.3	280	4060	560	8120	180	0.83	40
19	19	3/4	-12	18.6	19.8	30.6	31.9	210	3045	420	6090	240	1.30	40
25	25	1	-16	25.0	26.4	38.5	40.5	210	3045	420	6090	300	1.70	40
32	31.5	1 1/4	-20	31.4	33.0	49.2	50.7	175	2540	350	5075	420	3.08	40
38	38	1 1/2	-24	37.7	39.3	55.6		140	2030	280	4060	500	4.30	40
51	51	2	-32	50.4	52.0	69.9		140	2030	280	4060	660	5.63	40

## SAE 100R12



**Tube:** Oil resistant synthetic rubber

**Reinforcement:** Four high tensile steel wire spiral layers

**Cover:** Abrasion, ozone, and weather resistant synthetic rubber

**Temperature:** -40°C to +100°C

**Application:** Petroleum-based hydraulic fluid, gasoline, water, diesel fuels, lubricating oils, glycol, mineral oils, and more.

DN	SIZE		SAE	Inside Ø mm		Outside Ø mm		Working Pressure		Burst Pressure		Bend Radius	Weight	Length
	mm	Inch		Dash	Min	Max	Max	Bar	Psi	Bar	Psi			
10	10	3/8	-06	9.3	10.1	19.5	21.0	280	4060	1120	16240	125	0.62	40
13	12.5	1/2	-08	12.3	13.5	23.0	24.6	280	4060	1120	16240	180	0.85	40
16	16	5/8	-10	15.5	16.7	26.6	28.2	280	4060	1120	16240	200	1.29	40
19	19	3/4	-12	18.6	19.8	29.9	31.5	280	4060	1120	16240	250	1.47	40
25	25	1	-16	25.0	26.4	36.8	39.2	280	4060	1120	16240	300	2.00	40
32	31.5	1 1/4	-20	31.4	33.0	45.4	48.6	210	3045	840	12180	420	2.86	40
38	38	1 1/2	-24	37.7	39.3	51.9	55.0	175	2540	700	10150	500	3.24	40
51	51	2	-32	50.8	52.0	65.1	68.3	175	2540	700	10150	640	4.80	40

## SAE 100R13



**Tube:** Oil resistant synthetic rubber

**Reinforcement:** Four or six high tensile steel wire spiral layers

**Cover:** Abrasion, ozone, and weather resistant synthetic rubber

**Temperature:** -40°C to +121°C

**Application:** Petroleum-based hydraulic fluid, gasoline, water, diesel fuels, lubricating oils, glycol, mineral oils, and more.

DN	Size		SAE	Inside Ø mm		Outside Ø mm		Working Pressure		Burst Pressure		Bend Radius	Weight	Length
	mm	Inch		Dash	Min	Max	Min	Max	Bar	Psi	Bar			
19	19	3/4	-12	18.6	19.8	31.0	33.2	350	5075	1400	20300	240	1.68	20/40
25	25	1	-16	25.0	26.4	37.6	39.8	350	5075	1400	20300	300	2.24	20/40
32	31.5	1 1/4	-20	31.4	33.0	48.3	51.3	350	5075	1400	20300	420	3.90	20/40
38	38	1 1/2	-24	37.7	39.3	55.8	58.8	350	5075	1400	20300	500	4.90	20/40
51	51	2	-32	50.4	52.0	69.5	72.7	350	5075	1400	20300	640	6.90	20/40

## SAE 100R15



**Tube:** Oil resistant synthetic rubber

**Reinforcement:** Four or six high tensile steel wire spiral layers

**Cover:** Abrasion, ozone, and weather resistant synthetic rubber

**Temperature:** -40°C to +121°C

**Application:** Petroleum-based hydraulic fluid, gasoline, water, diesel fuels, lubricating oils, glycol, mineral oils, and more.

DN	Size		SAE	ID Ø mm		OD Ø mm		Working Pressure		Burst Pressure		Bend Radius	Weight	Length
	mm	Inch		Dash	Max	Max	Bar	Psi	Bar	Psi	mm			
19	19	3/4	-12	19.8	36.1	420	6090	1680	24360	240	1.5	20/40		
25	25	1	-16	26.4	42.9	420	6090	1680	24360	300	2.1	20/40		
32	31.5	1 1/4	-20	33.0	51.5	420	6090	1680	24360	420	3.8	20/40		
38	38	1 1/2	-24	39.3	59.6	420	6090	1680	24360	500	5.1	20/40		
51	51	2	-32	52.0	72.7	420	6090	1680	24360	630	7.0	20/40		

## PLASTIC SPIRAL GUARD



- 1. Exterior surface:** Smoothly, No starving crack scuff and burr, No patency foaming and uneven, No inclusion.
- 2. Spiral guard color:** Black, Yellow, Green, Gray, Red, Blue...
- 3. Temperature resistance:** The sample cannot be cracked and deformation when put it in heat-box at 80 celsius.
- 4. Tensile Strength:** 25MPa at normal temperature, 30MPa at -40 celsius.
- 5. Impact Strength:** 35KJ/sqm at normal temperature, 5KJ/sqm at -40 celsius.
- 6. Impact Strength:** Not breakage.
- 7. Rockwell temperature(R):** 100 C

Item Code	I.D	Width	Center Wall Thickness	Edge Thickness	Applied for
	mm	mm	mm	mm	mm
HPS-8	8	8	1	0.4	8-9
HPS-10	10	10	1.3	0.4	10-11
HPS-12	12	12	1.5	0.5	12-13
HPS-14	14	14	2	0.5	14-15
HPS-16	16	15	2	0.5	16-17
HPS-18	18	16	2.5	0.5	18-19
HPS-20	20	18	2.5	0.5	20-21
HPS-21	21	18	2.5	0.6	22-24
HPS-25	25	21	3	0.7	25-27
HPS-28	28	22	3	0.7	28-29
HPS-30	30	22	3	0.7	30-31
HPS-32	32	23	3	1.0	32-34
HPS-35	35	24	4	1.0	35-37
HPS-38	38	25	3.5	1.0	38-41
HPS-42	42	26	4	1.0	42-44
HPS-45	45	26	3.5	1.0	45-59
HPS-60	60	28	4	2.0	60-73
HPS-74	74	47	4	2.0	74-79
HPS-80	80	49	5	2.0	80-87
HPS-88	88	37	4.5	2.0	88-99
HPS-100	100	59	5	2.5	100-129
HPS-130	130	49	5	2.5	130-150

## FIRE SLEEVE



**Applications:** Fire sleeve is the perfect cover to protect hydraulic hoses, oil lines and wiring bundles.

**Characteristics:** Made of braided fiberglass yarns in a flexible substrate, it is then coated with a high quality silicone rubber.

Resistant to hydraulic fluids, lubricating oils, and fuels. The fire sleeve is designed to protect hoses, wires and cables from the hazards of high heat and occasional flame.

**Temperature Range:** 260°C/500°F - 1300°C.

Inside		Wall Thickness	Tolerance	Roll Length	Inside		Wall Thickness	Tolerance	Roll Length
(mm)	(inch)				(mm)	(inch)			
Φ6	1/4	1.5	±0.15	50	Φ51	2	3	±0.35	25
Φ8	5/16	1.5	±0.15	50	Φ55	2 1/5	3.5	±0.35	25
Φ10	3/8	2	±0.20	25	Φ57	2 1/4	3.5	±0.35	25
Φ11	7/16	2	±0.20	25	Φ60	2 3/8	3.5	±0.35	20
Φ13	1/2	2	±0.20	25	Φ64	2 1/2	3.5	±0.35	20
Φ16	5/8	2	±0.20	25	Φ65	2 3/5	3.5	±0.35	20
Φ19	3/4	2	±0.20	25	Φ70	2 3/4	3.5	±0.40	20
Φ22	7/8	2	±0.20	25	Φ76	3	4	±0.40	20
Φ25	1	2	±0.30	25	Φ80	3 1/5	4	±0.40	20
Φ29	1 1/8	2	±0.30	25	Φ83	3 1/4	4	±0.40	20
Φ32	1 1/4	2	±0.30	25	Φ85	3 3/8	4	±0.40	20
Φ35	1 3/8	3	±0.30	25	Φ89	3 1/2	4	±0.50	20
Φ38	1 1/2	3	±0.30	25	Φ90	3 9/16	4	±0.50	20
Φ40	1 3/5	3	±0.30	25	Φ95	3 3/4	4	±0.50	20
Φ41	1 5/8	3	±0.30	25	Φ102	4	5	±0.50	10
Φ45	1 3/4	3	±0.30	25	Φ110	4 1/3	5	±0.50	10
Φ48	1 7/8	3	±0.30	25	Φ114	4.5	5	±0.50	10



# Contact Us

## Qingdao Kingdaflex Industrial Co., Ltd

Add: No.817 Jinshui Road, Qingdao China 266100

Tel: +86-532-88799936

Fax: +86-532-80867065

Phone:+8618661971632(WhatsApp)

Email: [info@kingdaflex.com](mailto:info@kingdaflex.com)

Skype: kingflexhose

[Https://www.kingdaflex.com](https://www.kingdaflex.com)



## CERTIFICATE

